

USER'S MANUAL
for
CompuTrak Handicapper 2005

Revelation Software

P.O. Box 21344
Santa Barbara, CA 93121-1344

Phone: (805) 962-9045
www.revelationprofits.com

DISCLAIMER

Users of CompuTrak® do so at their own risk. Neither Revelation Software, nor any of its personnel and associates, guarantee the degree of success that will result from its use, and are not responsible for any financial or other losses incurred. We are also not responsible for any unavailability, or inaccuracy of the BRIS DRF input data.

USER'S MANUAL
for
CompuTrak Handicapper 2005

INTRODUCTION

INSTALLATION INSTRUCTIONS

After downloading the COMPUTRAK-SETUP.EXE file to a folder of your choice, run it to extract the CompuTrak installation files. From this folder run setup.exe, then follow the instructions on your screen.

Please read the !README_FIRST.rtf file for the latest information that may not have been available when this document was written. You can find this document under "Help" on the CompuTrak main screen.

RUNNING THE PROGRAM

CompuTrak runs under Windows. Simply choose a BRIS or TSN data file to input (see below), set CompuTrak to your desired settings at the CompuTrak main window, then click the "Begin Processing" button. When CompuTrak has finished processing, simply click the output button of the output you wish to see.

CompuTrak creates three output documents from which to choose:

1. OddsLine and Summary Report
2. Extensive Report.
3. Charts (viewed with Microsoft Excel)

We fully explain how to handicap using these reports in our "Handicapping with CompuTrak Handicapper 2005" document.

Note: Most of the time a CompuTrak user views these output reports by clicking a button on the CompuTrak main window. However, a user can also access these reports directly from the folder to which CompuTrak saves them. By default this folder is the CompuTrak sub-folder under My Documents.

The following table describes how CompuTrak's names the files for two of these reports:

| Report: | Characters 1 through 3 | Characters 4 through 7 | Character 8 | File Extension |
|-------------------------|---------------------------|---------------------------|----------------|-------------------|
| OddsLine and Summary | Track Code | Month & Day | The Letter "S" | .TXT |
| Extensive | Track Code | Month & Day | The Letter "E" | .TXT |

Thus, for example, CompuTrak names the OddsLine and Summary Report "SAX1017S.TXT" for October 17th at Santa Anita (abbreviated "SAX"). Similarly, CompuTrak names the Extensive report "SAX1017E.TXT" for that same day. Note the only difference between the two filenames is the final letter before the file extension (i.e., "S" or "E").

RUNNING THE PROGRAM

Obtaining Input Data from BRIS or TSN.

CompuTrak's automatic data entry uses data input files downloaded to your computer from either Bloodstock Research Information Services, (BRIS), or The Thoroughbred Sports Network, (TSN). You can reach BRIS at their web site at www.bloodstock.com, or by phone: 800-354-9206. The web site for TSN is www.tsnhorse.com and their phone number is: 800-876-0330.

Download a Data Input file from either BRIS or TSN. Typical file names from BRIS are:

SAX1017k.ZIP (single format, comma delimited and SAX1017r.ZIP (Multicaps), which after unzipping yield, respectively:

SAX1017.DRF and SAX1017.MCP

Typical file names from TSN are:

SAX1017i.ZIP (single format, comma delimited) and SAX1017s.PCS (Procaps), which after unzipping yield, respectively:

SAX1017.EG and SAX1017.PCS

(The first three characters are the track code, the next four are the month and day.)

Store the file into the CompuTrak data folder, which, by default, as previously mentioned, is your CompuTrak sub-folder within your My Documents folder. CompuTrak processes data from within this folder.

On the CompuTrak main window click the "Use Default Values" (recommended) to choose default values for the various paceline settings, or choose your own values by clicking on them.

CompuTrak will process races with race distances between 4.5 and 18 furlongs (2-1/4 miles).

To view the results of running CompuTrak after it finishes processing, click any one of these buttons:

"OddsLine" to view the OddsLine and Summary Report

"Extensive" to view the Extensive Report.

"Charts" to invoke Microsoft Excel to view the charts.

Viewing and printing the Oddsline and Summary or the Extensive Reports

Clicking a button either for the OddsLine and Summary report or for the Extensive report immediately brings it to view.

Suggested Word or WordPad settings for viewing and printing these two files are shown in Appendix C:

Viewing and Printing CompuTrak Charts.

Chart Viewing.

After you click the "Charts" button, Microsoft Excel automatically loads and displays a chart screen. (NOTE: Some configurations of Excel prompt whether to allow macros to execute. You must choose "Enable Macros" since CompuTrak Charts requires them.)

The first time you open Charts, Race 2 at Santa Anita for October 17, 2004, displays. All subsequent openings of Charts brings to the screen the last saved Charts session. To save a Charts session, simply click the Excel save button. The next time you save a Charts session, it will replace what was previously saved.

Click the Excel Tools menu at the top of your Excel window to display a list of macros (small programs that process your data). Each macro allows you to generate charts for any of your current races. For example, for Race 1's charts, click "Race 1 Data." You can bring races to the screen in any order. You can scroll the screen to see various pages of a race. An error message appears if you attempt to retrieve a non-existent race, e.g., if you try to bring Race 10 to the screen on a day when Race 10 does not exist.

Chart Printing Options.

Important: Always use the printing macros provided (such as "Print All Races All Pages"). Do not use the regular Excel print dialog screen, which would print many blank, useless pages. Using the provided print macros ensures the printing of only useful pages.

The provided print macros are flexible, allowing printing one race at a time or all races at once. You can also choose to print on one- or both- sides of the paper.

To print a single race, bring that race to the screen by clicking the appropriate macro. Then, click "Print One Race All Pages".

Printing on both sides of the paper is usually a two-step process, the order of the steps dependent on how your printer handles paper. One typical way is first to print the even-numbered pages using the appropriate provided macro. After printing finishes, remove the paper from the printer, turn the stack over, and return the stack to the printer. Now, print

the odd-numbered pages using the appropriate provided macro.

Exiting Charts

Click on Exit in File menu. If you save the file, the race on screen will appear next time you run charts. If you don't save the file, the last-saved screen appears.

APPENDIX A

DEFINITIONS

ODDSLINE AND SUMMARY REPORT

CHOSEN SETTINGS

| |
|-----------------------------|
| Number of Pacelines chosen. |
| Speed Factor Multiplier |
| Form Factor |
| Magic Factor Multiplier |
| Distance Limit |
| Surface Restriction |

FIRST LINE OF EACH RACE

| |
|---------------------------------------|
| Race Number |
| Date |
| Track |
| Distance/Surface |
| Class/ClaimingPrice/Purse/Bris Rating |
| Race Conditions |

DATA FOR EACH HORSE

| PGno/ML/Post/Name | Program No./Morning Line/Post Position/First few letters of horse's name |
|-------------------|-----------------------------------------------------------------------------------------------------------------------------------------------------------------------------------|
| OL | Odds Line. |
| BT | Best Predicted Finish Time, using only pacelines meeting your chosen distance and surface limits. |
| BPL | Best Paceline. Paceline number that yielded the Best Predicted Finish Time. |
| BDS | Best Distance Surface. (Surface shown if different from today's). |
| RT | Recent Time. Predicted Finish Time using most recent paceline meeting chosen distance and surface limits. |
| RDS | Recent Distance Surface. (Surface shown if different from today's). |
| RPL | Recent Paceline. Most recent paceline number meeting your chosen distance and surface limits. |
| RES | Recent Early Speed. Horse's Early Speed from RT and RPL race. |
| RF | Recent Friction. Horse's Friction from RT and RPL race. |
| RecRslt | Recent Result. Post Position/1 st call position/Finish Position/ Number of horses in race, using most recent paceline meeting your chosen distance and surface limits. |
| RecCls | Recent Class. Race class using most recent paceline meeting your chosen distance and surface limits. |
| FM:TOT/WO/RC | Form: Total/Workouts/Race. Present form of horse. Total/Due to recent workouts/Due to recent races. |
| PL's | Number of Pacelines Actually Processed. |

Information about First Time Starters and Other Horses without valid pacelines, e.g, foreign shippers, is shown **at bottom** of each race.

The appearance of the Oddsline and Summary Report is shown in Appendix B.

EXTENSIVE REPORT

FIRST LINE OF EACH RACE

| |
|--------------------------------------------------------------------|
| Race Number |
| |
| Date |
| |
| Track |
| |
| Race Distance/Surface |
| |
| Class/Claiming Price/Purse/BRIS Speed Rating for this type of race |
| |
| Race Conditions |

FIRST LINE OF EACH HORSE

| |
|----------------------------------------------------------------------------|
| Program Number, Morning Line Odds, Post Position, |
| |
| Horse Name. |
| |
| Month & Year of Birth/Sex. |
| |
| Jockey and jockey meet statistics. |
| |
| Trainer and trainer meet statistics. |
| |
| Days since last race. |
| |
| Medication. (A "+" symbol means first time, e.g. "+L" is first time Lasix) |
| |
| Equipment. BON (Blinkers On), BOFF (Blinkers Off), nc (No Change) |
| |
| BRIS Racing Style, B, of Horse. E, E/P or S |
| |
| Number of Pacelines, P, in BRIS/DRF data.BRIS Power Rating. |

SECOND LINE OF EACH HORSE

| |
|--------------------------------------------------------------------------------------------|
| Sire/Sire's Sire/Dam/Dam's Sire. |
| |
| Horse's Form. Total/Workouts Only/Races Only. It is based on Workout and Race performance. |
| |
| Stud Fee/Auction Price. |

Third Line of Each Horse (Column Headings for Previous Paceline Data)

| | | |
|------------------|------------------------------------|--------------------------------------------------------------------------------------------------------------------------------------------------------------------------------------------------------------------------------------|
| PL | Paceline Number | |
| D | Distance | The letter "T" or "D" will appear, for "Dirt" or "Turf" surface if different from today. |
| S | Early Speed | Speed at start of race. The higher the number the higher the speed. |
| F | Friction | A measure of a horse's closing capability. The lower the number, the better its "come-from-behind" capability. It indicates the horse may race longer distances. A negative number normally means the horse sped up during the race. |
| T | Predicted Finish Time | Includes Track Variant and change in weight carried. Essentially it is Predicted Finish Time except for today's variant being unknown. |
| SR | Boxer Speed Rating | A rating based on Early Speed and Relative Finish Time. The higher the number, the better. |
| BX | Boxer Number | Rating of horse capability, based on the conclusions presented within "Addendum to Engineering Analysis of Thoroughbred Racing." Higher numbers are better. |
| MG | Magic Number | An overall rating of capability, combining Boxer Number and Speed Rating. The higher the number, the better. |
| IMP | Improvement Factor | A measure of a horse's improvement from race to race. Improvement along with increased distance is particularly meaningful. |
| A | Horse Age | |
| DS | Days since previous race | |
| P,1,2\F/N | | Post Position, Call Positions\Finish Position/Number of Entries |
| TRK/CN | Track/Track Condition | |
| CLASS | Class with Claiming Price or Purse | |
| ODDS | Odds | |
| BR | BRIS Rating | |
| JOCKEY/TRIP NOTE | Jockey/Trip Note | |

LINE BELOW THE PACELINE INFORMATION OF EACH HORSE
(STATISTICS)

| | | | | | | |
|------|--------------|---------------|----------|-------|------|-----|
| Life | Present Year | Previous Year | Distance | Track | Turf | Wet |
|------|--------------|---------------|----------|-------|------|-----|

FINAL LINE OF EACH HORSE (LAST FOUR WORKOUTS INFORMATION
(Reading from right to left for each workout)

| |
|--------------------------------------------------------------|
| Days since last race or previous workout. |
| Track |
| Track Descriptor, (Surface if turf) |
| Track Condition |
| Distance |
| Time |
| Ease of Workout, e.g., "H" for "Handily", "B" for "Breezing" |
| Ranking/Number of workouts that day at same distance. |

FIRST TIME STARTERS AND OTHER HORSES WITHOUT VALID PACELINES

CompuTrak also provides information about horses that have insufficient data. Examples are first time starters and foreign shippers. Such data include the last four workouts, and heading information similar to what has been described above, i.e., jockey, trainer, breeding, etc. Program Number then Morning Line odds are the first items shown. Post position is shown just before the horse's name.

The appearance of the Extensive Report is shown in Appendix B.

CHARTS REPORT

Charts provides Boxer Number, Friction and Early Speed charts for all pacelines in graphical (pictorial) form.

The value scale for Boxer Number and Friction is the vertical axis at the left of the chart.

The value scale for Early Speed is the vertical axis at the right of the chart.

The Paceline Numbers read from left to right on the horizontal scale starting with the earliest, and continuing to the most recent at the right.

The chart symbol meanings are:

- Boxer Number
- △, Friction
- Early Speed.

For your convenience when viewing the Charts, key data similar to that found in the Extensive Report is also shown.

The appearance of the Charts Report is shown in Appendix B.

APPENDIX B

Typical CompuTrak Printout Samples.

ODDSLINE AND SUMMARY REPORT APPEARANCE (Only first 3 races shown in this sample)

CompuTrak. (c) Copyright 2004. Revelation Software, Santa Barbara, CA. All Rights Reserved. Phone: 805-962-9045

NOTE: Suggested settings for viewing and printing are at end.

ODDS LINE. (USING EARLY SPEED, FORM, AND MAGIC) PLUS SUMMARY.
(Not Included: First Time Starters and Foreign Shippers!)

Number of pacelines processed: All
Speed Factor Multiplier: Default Value of 1.
Form Factor Multiplier: Default Value of 1.
Magic Factor Multiplier: Default Value of 1.
Distance Limit Number: Default Value of 30. (All Distances)
Surface Restriction is: Off.

| RACE No. | Date | SA | 9F/D | M/32000/20000/84 | 3 year olds only. No sex restrictions. | | | | | | | | DITL | | FM:TOT/WO/RC | PL's |
|-------------------|-------|-------|------|------------------|----------------------------------------|-----|-----|-----|-----|--------------|--------------|----|------------|---|--------------|------|
| PgNo/ML/Post/Name | OL | BT | EDS | EPL | RT | RDS | RPL | RES | RF | RecRslt | RecCls | | | | | |
| 1/30.00/1 TRIU | 5.54 | 112.5 | 6.5 | 2 | 118.2 | 8.5 | 1 | 88 | 185 | 6,10,9\8/11 | sM40000 | 13 | 52/ 29/ 23 | 2 | | |
| 2/1.20/2 SANZ | 6.11 | 106.8 | 5.5T | 7 | 113.2 | 8 | 1 | 87 | 127 | 5,8,7\2/10 | M32000 | 16 | 63/ 23/ 40 | 8 | | |
| 3/15.00/3 REPE | 6.05 | 113.5 | 8.5 | 3 | 117.2 | 8.5 | 1 | 85 | 131 | 9,11,11\6/11 | sM40000 | 13 | 42/ 18/ 24 | 4 | | |
| 4/30.00/4 KING | 5.68 | 112.3 | 6 | 2 | 118.9 | 8.5 | 1 | 88 | 193 | 6,8,8\5/8 | M32000 | 31 | 29/ 16/ 13 | 2 | | |
| 5/2.00/5 COOP | 10.24 | 110.4 | 6.5T | 5 | 114.1 | 8T | 1 | 84 | 77 | 10,6,9\11/12 | M32000/46000 | 21 | 19/ 10/ 9 | 6 | | |
| 6/2.50/6 MALL | 4.76 | 111.6 | 6 | 2 | 117.4 | 6.5 | 1 | 88 | 180 | 3,6,9\8/13 | M32000 | 15 | 69/ 28/ 41 | 2 | | |
| 7/12.00/7 BULL | 5.57 | 116.1 | 8.5 | 1 | 116.1 | 8.5 | 1 | 88 | 163 | 3,6,6\4/8 | M32000 | 31 | 62/ 45/ 17 | 1 | | |

| RACE No. | Date | SA | 6F/D | R/24000/87 | 3 year olds only. Fillies only. | | | | | | | | DITL | | FM:TOT/WO/RC | PL's |
|-------------------|-------|------|------|------------|---------------------------------|-----|-----|-----|-----|-------------|------------|-----|-------------|---|--------------|------|
| PgNo/ML/Post/Name | OL | BT | EDS | EPL | RT | RDS | RPL | RES | RF | RecRslt | RecCls | | | | | |
| 1/15.00/1 SWEE | 7.03 | 73.1 | 5.5 | 1 | 73.1 | 5.5 | 1 | 94 | 285 | 11,4,4\1/12 | fsM40000 | 185 | 44/ 44/ 0 | 2 | | |
| 2/6.00/2 LLUNA | 5.64 | 72.5 | 5.5 | 1 | 72.5 | 5.5 | 1 | 84 | 36 | 8,8,8\1/11 | fsM40000 | 23 | 122/ 61/ 61 | 1 | | |
| 3/6.00/3 PURP | 6.86 | 71.7 | 5.5 | 3 | 71.7 | 6 | 1 | 94 | 244 | 10,6,3\1/12 | fsM40000 | 42 | 28/ 28/ 0 | 8 | | |
| 4/2.50/4 MISS | 6.69 | 70.3 | 6 | 2 | 74.7 | 8.5 | 1 | 90 | 245 | 7,4,7\7/7 | fAlw40000s | 23 | 146/ 138/ 8 | 4 | | |
| 5/5.00/5 SIFH | 6.67 | 70.8 | 6 | 6 | 72.8 | 6 | 1 | 93 | 283 | 3,2,1\1/6 | fM32000c | 16 | 52/ 16/ 36 | 8 | | |
| 6/15.00/6 TIZ | 11.76 | 73.3 | 6 | 1 | 73.3 | 6 | 1 | 97 | 350 | 7,1,1\1/11 | fM32000 | 37 | 128/ 62/ 66 | 2 | | |
| 7/4.50/7 TAYL | 6.57 | 71.4 | 6.5 | 3 | 72.0 | 6.5 | 1 | 93 | 232 | 6,3,1\1/8 | fM32000 | 34 | 66/ 14/ 52 | 4 | | |
| 8/3.50/8 SCAR | 6.88 | 71.5 | 6 | 3 | 71.8 | 6 | 1 | 89 | 143 | 6,5,5\2/6 | fAlw40000s | 17 | 34/ 6/ 28 | 8 | | |

| RACE No. | Date | SA | 6F/D | R/24000/81 | 3 year olds only. No sex restrictions. | | | | | | | | DITL | | FM:TOT/WO/RC | PL's |
|-------------------|------|------|------|------------|----------------------------------------|-----|-----|-----|-----|------------|-----------|----|-------------|---|--------------|------|
| PgNo/ML/Post/Name | OL | BT | EDS | EPL | RT | RDS | RPL | RES | RF | RecRslt | RecCls | | | | | |
| 1/5.00/1 ALCH | 6.89 | 70.7 | 6 | 1 | 70.7 | 6 | 1 | 96 | 259 | 3,1,1\1/11 | M32000 | 27 | 105/ 31/ 74 | 4 | | |
| 2/8.00/2 GOTT | 5.03 | 71.1 | 6.5 | 1 | 71.1 | 6.5 | 1 | 91 | 165 | 5,1,1\1/14 | sM40000 | 29 | 112/ 21/ 91 | 1 | | |
| 3/4.50/3 CIND | 5.97 | 71.4 | 7 | 1 | 71.4 | 7 | 1 | 95 | 258 | 5,2,2\6/7 | Alw40000s | 37 | 189/ 181/ 8 | 4 | | |

| | | | | | | | | | | | | | | | | | |
|----------|------|------|------|-----|---|------|-----|---|----|-----|------------|-----------|-----|------|------|----|---|
| 4/8.00/4 | BENC | 6.55 | 72.2 | 6.5 | 1 | 72.2 | 6.5 | 1 | 91 | 194 | 5,8,7\1/11 | M32000 | 184 | 19/ | 19/ | 0 | 1 |
| 5/3.00/5 | ATA | 5.22 | 70.7 | 6 | 1 | 70.7 | 6 | 1 | 96 | 266 | 8,1,1\1/10 | M32000 | 27 | 106/ | 46/ | 60 | 1 |
| 6/2.50/6 | SWIS | 6.77 | 70.9 | 5.5 | 1 | 70.9 | 5.5 | 1 | 95 | 268 | 2,1,1\1/9 | sM40000 | 17 | 260/ | 186/ | 74 | 2 |
| 7/5.00/7 | NEVE | 6.03 | 71.2 | 7 | 2 | 72.5 | 8 | 1 | 90 | 172 | 4,5,7\7/8 | Alw40000s | 50 | 28/ | 28/ | 0 | 4 |

[NOTE: If there are first time starters, foreign shippers, etc. information about them is located at the bottom of each race.]

EXTENSIVE REPORT APPEARANCE (Only first three horses shown in this sample.)

Fourth Race of SAX0417.ALL, or, equivalently, SAX0417.C (if only race 4 chosen)

RACE No. 4 Apr 17 2004 SA 6F/D C/20000/25000/92 4 year olds and up. No sex restrictions.
 2/8.00/1 HOT WAR Apr '99/H GARCIA M S (140/15/12/17/ 31) STUTE WARREN (42/5/3/6/ 33) 13 D M: L Bq: nc B: E P: 10 Power: 129
 IN EXCESS / SIBERIAN EXPRESS / MAGICAL FLASH / MISWAKI Form: 64/ 51/ 13 Stud Fee/Auction Price: 25000/n.a.

| PL | D | S | F | T | SR | EX | MG | IMP | A | DS | P,1,2\F/N | TRK/CN | CLASS | ODDS | BR | JOCKEY / TRIPNOTE |
|----|------|----|-----|------|-----|-----|-----|-------|---|-----|------------|--------|----------------|------|----|---------------------------------------|
| 10 | 6.5 | 93 | 228 | 71.0 | 175 | 67 | 51 | 3 | | 3 | 5,3,4\2/6 | SA/FT | sZanyTactics10 | 8.8 | 87 | DELAHOUSAYE E / 4wd;3wd; 2nd best |
| 9 | 7 | 98 | 343 | 71.0 | 184 | 42 | 34 | -5 | 3 | 21 | 1,1,1\8/9 | HOL/FT | sBigJag70k | 2.9 | 78 | DELAHOUSAYE E / Off bit slow;weakened |
| 8 | 6 | 96 | 279 | 70.9 | 179 | 56 | 44 | 20 | 3 | 27 | 4,1,1\6/11 | HOL/FT | sAlw48000nlx | 4.1 | 87 | DELAHOUSAYE E / Inside duel; weakened |
| 7 | 5.5T | 91 | 167 | 70.8 | 171 | 87 | 65 | 2 | 3 | 33 | 1,2,2\3/5 | HOL/FM | Alw48000nlx | 2.3 | 89 | STEVENS G L / Re-bid late 3 wide |
| 6 | 5.5T | 93 | 189 | 70.1 | 176 | 96 | 73 | 22 | 3 | 20 | 6,2,1\1/7 | HOL/FM | Alw48000nlx | 1.5 | 97 | DELAHOUSAYE E / Dueled;clear; driving |
| 5 | 6.5 | 96 | 253 | 70.0 | 181 | 83 | 65 | 2 | 3 | 17 | 5,1,1\5/12 | DMR/FT | Oclm62500 | 8.2 | 93 | NAKATANI C S / Dueled; wkened late |
| 4 | 7 | 92 | 158 | 69.8 | 175 | 113 | 86 | 7 | 3 | 9 | 7,1,1\1/8 | DMR/FT | sRealgooddeall | 2.0 | 98 | DELAHOUSAYE E / Speed;off rail;held |
| 3 | 5.5T | 96 | 365 | 74.2 | 173 | -17 | -13 | -11.9 | 4 | 298 | 6,3,4\8/8 | HOL/FM | C1m50000 | 6.1 | 69 | ESPINOZA V / Gave way outside |
| 2 | 5.5 | 98 | 363 | 72.4 | 180 | 17 | 13 | 46 | 4 | 27 | 5,2,2\5/5 | HOL/FT | C1m40000 | 5.4 | 83 | ESPINOZA V / 3wd into str;wkened |
| 1 | 6.5T | 93 | 220 | 70.7 | 176 | 78 | 60 | 33 | 5 | 276 | 4,2,1\6/12 | SA/FM | C1m40000 | 16. | 88 | GARCIA M S / Awkward start;inside |

LIFE: 11 3 1 1 \$165130 2004: 1 0 0 0 \$0 2003: 2 0 0 0 \$700 DISTANCE: 1 0 0 0 \$0 TRACK: 1 0 1 0 \$21360 TURF: 4 1 0 1 \$44928 WET: 0 0 0 0 \$0
 6*/SA Mtft/ 4f/48.20H /13 of 47== 12*/SA Mtft/ 7f/87.00H /1 of 2== 5*/SA Mtft/ 6f/72.60H /6 of 17== 6*/SA Mtft/ 4f/49.40H /30 of 41

1/2.00/2A RELENTLESS SELLER Feb '99/G BISONO A (240/24/31/20/ 31) GLATT MARK (68/5/12/10/ 40) 27 D M: L Bq: BON B: E/P P: 10 Power: 128
 GOLDEN GEAR / GULCH / EASTERN EMELEM / RAJA BABA Form: 35/ 11/ 24 Stud Fee/Auction Price: 4000/125000

| PL | D | S | F | T | SR | EX | MG | IMP | A | DS | P,1,2\F/N | TRK/CN | CLASS | ODDS | BR | JOCKEY / TRIPNOTE |
|----|-----|----|-----|------|-----|-----|-----|-----|---|-----|-------------|--------|----------------|------|----|-------------------------------------|
| 10 | 6.5 | 87 | 87 | 70.9 | 164 | 100 | 71 | 3 | | 3 | 4,3,1\3/7 | CD/FT | Alw44400n2x | 2.0 | 88 | GONZALEZ S JR / Grudgingly weakened |
| 9 | 6 | 85 | 10 | 70.1 | 162 | 145 | 102 | 33 | 3 | 26 | 2,7,6\2/7 | ELP/FT | Alw30800n2x | 0.4 | 94 | COURT J K / Broke in air;5w bid |
| 8 | 5.5 | 89 | 80 | 69.4 | 170 | 133 | 98 | 18 | 3 | 28 | 6,2,3\1/6 | ELP/FT | Alw30800n2x | 0.5 | 97 | COURT J K / 5w trip; long drive |
| 7 | 6 | 91 | 145 | 69.8 | 173 | 103 | 77 | -21 | 3 | 29 | 10,9,6\6/11 | TP/FT | Kycupsprint-G3 | 9.1 | 93 | COURT J K / 6 wide into turn |
| 6 | 6.5 | 92 | 168 | 69.9 | 174 | 97 | 77 | -1 | 3 | 70 | 9,1,1\4/10 | CD/FT | C1m40000 | 2.9 | 93 | COURT J K / Bmp start;tired |
| 5 | 6 | 95 | 282 | 71.1 | 178 | 46 | 36 | -48 | 4 | 48 | 5,2,3\4/5 | SA/FT | C1m32000c | 0.5 | 82 | PINCAJ L JR / 3wd to turn;weakened |
| 4 | 5.5 | 94 | 247 | 70.6 | 178 | 67 | 52 | 13 | 4 | 351 | 5,2,2\1/6 | SA/FT | C1m16000c | 7.0 | 90 | ESPINOZA V / Stalked; bid;led;clear |
| 3 | 6 | 94 | 250 | 71.1 | 176 | 60 | 46 | -3 | 5 | 36 | 1,3,4\5/7 | SA/FT | C1m16000c | 2.4 | 82 | ESPINOZA V / Steadied 1/2;wkened |
| 2 | 6.5 | 97 | 281 | 69.6 | 185 | 81 | 65 | 35 | 5 | 13 | 11,2,1\8/11 | SA/FT | C1m25000 | 23. | 91 | JOHN K / Btwn;inside;wkened |
| 1 | 6 | 94 | 240 | 70.4 | 177 | 59 | 45 | -25 | 5 | 36 | 2,5,2\2/8 | SA/FT | C1m12500 | 3.2 | 90 | BISONO A / Rail; second best |

LIFE: 16 4 4 3 \$132395 2004: 3 0 1 0 \$3600 2003: 2 1 0 0 \$14760 DISTANCE: 5 0 2 0 \$11920 TRACK: 9 2 2 2 \$65240 TURF: 0 0 0 0 \$0 WET: 0 0 0 0 \$0
 5*/SA Mtft/ 4f/49.20H /29 of 41== 7*/SA Mtft/ 3f/36.80B /11 of 21== 32*/SA Mtft/ 4f/47.60H /6 of 31== 23*/SA Mtft/ 4f/48.40H /21 of 37

3/3.00/3 IMPERIAL KING Apr '97/G SANTIAGO JAVIER (217/34/26/23/ 38) WEST TED H (41/10/9/3/ 54) 315 D M: L Bq: nc B: S P: 10 Power: 123
 SLEWY / SEATTLE SLEW / HER ROYALTY / KING OF KINGS Form: 90/ 90/ 0 Stud Fee/Auction Price: 2500/n.a.

| PL | D | S | F | T | SR | EX | MG | IMP | A | DS | P,1,2\F/N | TRK/CN | CLASS | ODDS | BR | JOCKEY / TRIPNOTE |
|----|-----|----|-----|------|-----|-----|----|-----|---|-----|-------------|--------|--------------|------|----|------------------------------------------|
| 10 | 7 | 89 | 118 | 71.3 | 165 | 95 | 68 | 4 | | 4 | 11,7,7\3/12 | HOL/FT | sM3pwt/45000 | 2.3 | 84 | SOLIS A / Tight late;stidied wire |
| 9 | 6 | 90 | 153 | 71.5 | 167 | 82 | 60 | -13 | 4 | 29 | 4,8,6\5/9 | HOL/FT | sM3pwt/42000 | 3.1 | 79 | MCCARRON C J / Improved position 3 wi |
| 8 | 6.5 | 91 | 184 | 71.5 | 169 | 68 | 50 | -9 | 5 | 468 | 5,10,8\6/12 | SA/FT | M3pwt/42000 | 25. | 82 | KRIGGER K / Angled in turn; no bid |
| 7 | 6 | 92 | 199 | 71.3 | 172 | 76 | 57 | 7 | 5 | 84 | 2,6,5\3/7 | SA/FT | M325000 | 2.0 | 82 | VALDIVIA J JR / 3wd turn; missed 2nd |
| 6 | 6.5 | 93 | 187 | 70.0 | 177 | 107 | 82 | 34 | 6 | 32 | 11,6,5\1/12 | SA/FT | M325000 | 2.0 | 93 | SOLIS A / 3wd into lane;up late |
| 5 | 6.5 | 91 | 163 | 70.4 | 173 | 99 | 74 | -20 | 6 | 24 | 2,6,4\1/7 | SA/FT | C1m10000c | 1.7 | 91 | SOLIS A / Off bit slow;bid;game |
| 4 | 6 | 86 | 31 | 70.6 | 162 | 135 | 95 | 22 | 6 | 46 | 7,6,5\1/8 | EM/FT | C1m12500n2x | 1.1 | 88 | BAZE R A / 3w trn; steady rally |
| 3 | 7 | 89 | 114 | 71.1 | 166 | 97 | 70 | -17 | 6 | 21 | 6,6,6\1/7 | HOL/FT | C1m25000 | 4.7 | 89 | SOLIS A / 4wd;3wd;rallied |
| 2 | 7 | 91 | 171 | 71.4 | 169 | 76 | 56 | -13 | 6 | 30 | 4,5,5\5/6 | HOL/FT | sAlw48000nlx | 4.6 | 82 | MARTINEZ FELIPE F / 4wd into lane;no bid |
| 1 | 7 | 90 | 138 | 71.1 | 167 | 89 | 65 | 11 | 6 | 8 | 4,7,7\4/8 | HOL/FT | C1m32000 | 4.4 | 87 | SOLIS A / 4wd into str;missed 3d |

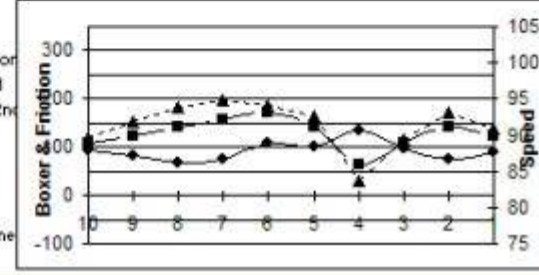
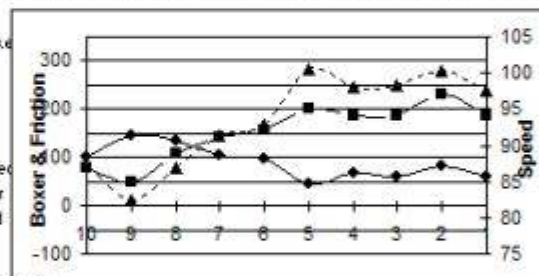
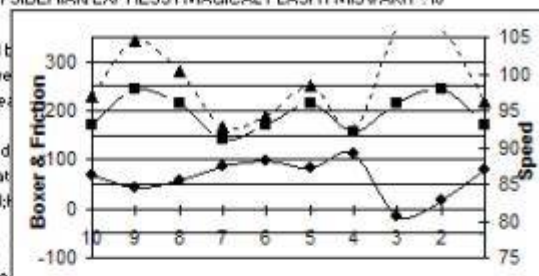
LIFE: 11 4 0 2 \$56470 2003: 6 4 0 0 \$48070 2002: 2 0 0 1 \$2160 DISTANCE: 3 1 0 1 \$10150 TRACK: 4 2 0 1 \$22560 TURF: 0 0 0 0 \$0 WET: 0 0 0 0 \$0
 9*/SA Mtft/ 5f/60.40H /11 of 39== 6*/SA Mtft/ 5f/60.40H /9 of 43== 6*/SA Mtft/ 4f/46.80H /5 of 47== 6*/SA Mtft/ 4f/47.80H /17 of 47

[NOTE: If there are first time starters, foreign shippers, etc. information about them is located at the bottom of each race.]

CHARTS REPORT APPEARANCE

A reduced sized sample "snapshot" of the Excel Charts printout for the first three horses is shown here.

| | A | B | C | D | E | F | G | H | I | J | K | L | M | N | O | P | Q | R | S | T | U |
|----|----------------------------------------------------------------------------------------------------------------------------------------------------------------------------|-----|----|-----|------|-----|------|----|---|--------|---------|---------------|----------------|----------------------------------|--------------------------------------|---|---|---|---|---|---|
| 1 | RACE No. 4 Apr 17 2004 SA 6/D C/20000/25000/92 4 year olds and up. No sex restrictions. | | | | | | | | | | | | | | | | | | | | |
| 2 | 2/8.00/ HOT WAR Apr '99H GARCIA M S (140/5/12/17/31) STUTE WARREN (42/5/2/6/33) 13 D M:L Eq:nc B:E INEXCESS / SIBERIAN EXPRESS / MAGICAL FLASH / MISWAKIP:10 | | | | | | | | | | | | | | | | | | | | |
| 3 | PL BX S F T SR D BR A DS Pn/Fn TRK/C CLASS ODD JOCKEY / TRIP NOTE | | | | | | | | | | | | | | | | | | | | |
| 4 | 10 | 67 | 93 | 228 | 71 | 175 | 6.5 | 87 | 3 | 5/2/6 | SA/FT | sZangTactics1 | 8.80 | DELAHOUSAYE E / 4wd;3wd;2nd b | | | | | | | |
| 5 | 9 | 42 | 98 | 343 | 71 | 184 | 7 | 78 | 3 | 1/8/9 | HOL/FT | sBigJag70k | 2.90 | DELAHOUSAYE E / Off bit slow;we | | | | | | | |
| 6 | 8 | 56 | 96 | 279 | 70.9 | 179 | 6 | 87 | 3 | 27 | 4/6/11 | HOL/FT | sAlw48000n1x | 4.10 | DELAHOUSAYE E / Inside duet;we | | | | | | |
| 7 | 7 | 87 | 91 | 167 | 70.8 | 171 | 5.5T | 89 | 3 | 33 | 1/3/5 | HOL/Fn | Alw48000n1x | 2.30 | STEVENS G L / Re-bid late 3 wide | | | | | | |
| 8 | 6 | 96 | 93 | 189 | 70.1 | 176 | 5.5T | 97 | 3 | 20 | 6/1/7 | HOL/Fn | Alw48000n1x | 1.50 | DELAHOUSAYE E / Dueled;clear: d | | | | | | |
| 9 | 5 | 93 | 96 | 253 | 70 | 181 | 6.5 | 93 | 3 | 17 | 5/5/12 | DMR/F | Colm62500 | 8.20 | NAKATANI C S / Dueled; wkened lat | | | | | | |
| 10 | 4 | 113 | 92 | 158 | 69.8 | 175 | 7 | 98 | 3 | 9 | 7/1/8 | DMR/F | sRealgoodde | 2.00 | DELAHOUSAYE E / Speed;off rail; | | | | | | |
| 11 | 3 | -17 | 96 | 365 | 74.2 | 173 | 5.5T | 69 | 4 | 298 | 6/8/8 | HOL/Fn | Cim50000 | 6.10 | ESPINOZA V / Gave way outside | | | | | | |
| 12 | 2 | 17 | 98 | 363 | 72.4 | 180 | 5.5 | 83 | 4 | 27 | 5/5/5 | HOL/FT | Cim40000 | 5.40 | ESPINOZA V / 3wd into str;wkened | | | | | | |
| 13 | 1 | 78 | 93 | 220 | 70.7 | 176 | 6.5T | 88 | 5 | 276 | 4/6/12 | SA/FM | Cim40000 | 16.40 | GARCIA M S / Awkward start;inside | | | | | | |
| 14 | 6/5A MTR/ 4/448.20H /13 of 47== 12/5A MTR/ 7/87.00H /1 of 2== 5/5A MTR/ 6/72.60H /6 of 17== 6/5A MTR/ 4/449.40H /30 of 41 | | | | | | | | | | | | | | | | | | | | |
| 15 | | | | | | | | | | | | | | | | | | | | | |
| 16 | 1/2.00/2A RELENTLESS SELLER Feb '99/G BISONO A (240/24/31/20/31) GLATT MARK (68/5/12/10/40) 27 D M:L Eq: BON B: E/F GOLDEN GEAR / GULCH / EASTERN EMBLEM / RAJA BABA P: 10 | | | | | | | | | | | | | | | | | | | | |
| 17 | PL BX S F T SR D BR A DS Pn/Fn TRK/C CLASS ODD JOCKEY / TRIP NOTE | | | | | | | | | | | | | | | | | | | | |
| 18 | 10 | 100 | 87 | 87 | 70.9 | 164 | 6.5 | 88 | 3 | 4/3/7 | CD/FT | Alw44400n2x | 2.00 | GONZALEZ S JR / Grudgingly weak | | | | | | | |
| 19 | 9 | 145 | 85 | 10 | 70.1 | 162 | 6 | 94 | 3 | 26 | 2/2/7 | ELP/FT | Alw30800n2x | 0.40 | COURT J K / Broke in air;5w bid | | | | | | |
| 20 | 8 | 133 | 89 | 80 | 69.4 | 170 | 5.5 | 97 | 3 | 28 | 6/1/6 | ELP/FT | Alw30800n2x | 0.50 | COURT J K / 5w trip; long drive | | | | | | |
| 21 | 7 | 103 | 91 | 145 | 69.8 | 173 | 6 | 93 | 3 | 29 | 10/6/11 | TP/FT | Kjcupssprint-G | 9.10 | COURT J K / 6 wide into turn | | | | | | |
| 22 | 6 | 97 | 92 | 168 | 69.9 | 174 | 6.5 | 93 | 3 | 70 | 9/4/10 | CD/FT | Cim40000 | 2.90 | COURT J K / Bmp start;tired | | | | | | |
| 23 | 5 | 46 | 95 | 282 | 71.1 | 178 | 6 | 82 | 4 | 48 | 5/4/5 | SA/FT | Cim32000c | 0.50 | PINCAY L JR / 3wd to turn;weakene | | | | | | |
| 24 | 4 | 67 | 94 | 247 | 70.6 | 178 | 5.5 | 90 | 4 | 351 | 5/1/6 | SA/FT | Cim16000c | 7.00 | ESPINOZA V / Stalked; bid;led;clear | | | | | | |
| 25 | 3 | 60 | 94 | 250 | 71.1 | 176 | 6 | 82 | 5 | 36 | 1/5/7 | SA/FT | Cim16000c | 2.40 | ESPINOZA V / Steadied 1/2;wkened | | | | | | |
| 26 | 2 | 91 | 97 | 281 | 69.6 | 185 | 6.5 | 91 | 5 | 13 | 1/8/11 | SA/FT | Cim25000 | 23.60 | JOHN K / Btwrinside;wkened | | | | | | |
| 27 | 1 | 59 | 94 | 240 | 70.4 | 177 | 6 | 90 | 5 | 36 | 2/2/8 | SA/FT | Cim2500 | 3.20 | BISONO A / Rail; second best | | | | | | |
| 28 | 5/5A MTR/ 4/449.20H /29 of 41== 7/5A MTR/ 3/436.80B /11 of 21== 32/5A MTR/ 4/447.60H /6 of 31== 23/5A MTR/ 4/448.40H /21 of 37 | | | | | | | | | | | | | | | | | | | | |
| 29 | | | | | | | | | | | | | | | | | | | | | |
| 30 | 3/3.00/3 IMPERIAL KING Apr '97/G SANTIAGO JAVIER (217/34/26/23/38) VEST TED H (41/10/9/3/54) 315 D M:L Eq:nc B:S SLEWPY / SEATTLE SLEW / HER ROYALTY / KING OF KINGS P: 10 | | | | | | | | | | | | | | | | | | | | |
| 31 | PL BX S F T SR D BR A DS Pn/Fn TRK/C CLASS ODD JOCKEY / TRIP NOTE | | | | | | | | | | | | | | | | | | | | |
| 32 | 10 | 95 | 89 | 118 | 71.3 | 165 | 7 | 84 | 4 | 1/3/12 | HOL/FT | sMdSpVt450 | 2.30 | SOLIS A / Tight late;stdied wire | | | | | | | |
| 33 | 9 | 82 | 90 | 153 | 71.5 | 167 | 6 | 79 | 4 | 29 | 4/5/9 | HOL/FT | sMdSpVt420 | 3.10 | MCCARRON C J / Improved position | | | | | | |
| 34 | 8 | 68 | 91 | 184 | 71.5 | 169 | 6.5 | 82 | 5 | 468 | 5/6/12 | SA/FT | MdSpVt4200 | 25.50 | KRIGGER K / Angled in turn; no bid | | | | | | |
| 35 | 7 | 76 | 92 | 199 | 71.3 | 172 | 6 | 82 | 5 | 84 | 2/3/7 | SA/FT | Md25000 | 2.00 | VALDIVIA J JR / 3wd turn; missed 2nd | | | | | | |
| 36 | 6 | 107 | 93 | 187 | 70 | 177 | 6.5 | 93 | 6 | 32 | 1/1/12 | SA/FT | Md25000 | 2.00 | SOLIS A / 3wd into lane;up late | | | | | | |
| 37 | 5 | 99 | 91 | 163 | 70.4 | 173 | 6.5 | 91 | 6 | 24 | 2/1/7 | SA/FT | Cim10000c | 1.70 | SOLIS A / Off bit slow;bid;game | | | | | | |
| 38 | 4 | 135 | 86 | 31 | 70.6 | 182 | 6 | 88 | 6 | 46 | 7/1/8 | BM/FT | Cim12500n2wo | 1.10 | BAZE R A / 3w trn; steady rally | | | | | | |
| 39 | 3 | 97 | 89 | 114 | 71.1 | 166 | 7 | 89 | 6 | 21 | 6/1/7 | HOL/FT | Cim25000 | 4.70 | SOLIS A / 4wd;3wd;rallied | | | | | | |
| 40 | 2 | 76 | 91 | 171 | 71.4 | 169 | 7 | 82 | 6 | 30 | 4/5/6 | HOL/FT | sAlw48000n1x | 4.60 | MARTINEZ FELIPE F / 4wd into lane | | | | | | |
| 41 | 1 | 89 | 90 | 138 | 71.1 | 167 | 7 | 87 | 6 | 8 | 4/4/8 | HOL/FT | Cim32000 | 4.40 | SOLIS A / 4wd into str;missed 3d | | | | | | |



APPENDIX C

Suggested Settings for Viewing and Printing

- OddsLine and Summary Report:

Select entire text. (A convenient way is to press CTRL/A, i.e., the "CTRL" and "A" Keys simultaneously.)

Under File\Page Setup:

Size: letter; Left, Right, Top and Bottom Margins: 0.25; Landscape

Header and Footer: Both blank

Click "OK"

Under Format:

Font: Courier New; Font Style: Regular

Size: 9 or less; Script: Western.

Click "OK"

- Extensive Report:
Same steps and settings as above except Font Size is 8 or less..